



Regd. Office : Jayshree Talkies Road, Kalwa Chowk, Junagadh - 362 001. (Gujarat) Phone : 0285 - 2650427 | Fax : 2623941 | E-mail : mahasagartravels@gmail.com
CIN : L63040GJ1993PLCO20289 • PAN : AABCM4403H • TAN : AHMM04640G

The Manager,
Bombay stock Exchange
P.J.Towers,
Dalal street
Mumbai.
Date :29-05-2017

Dear sir,

Sub: Submission of Standalone Audited yearly Financial results as well as quarterly for the year ended on 31ST MARCH-2017


Ref: Mahasagar Travels Limited (Scrip Code: 526795/Scrip Name: MHSGRMS)

Pursuant to Regulation 33 of SEBI (Listing Obligation and Disclosure Requirements) Regulation, 2015 with reference to the captioned subject matter we are forwarding herewith the standalone Audited yearly as well as quarterly results for the year ended on 31st March, 2017 which the Board of Director of the company in their meeting held on 29th May, 2017 has duly taken on records and Auditor's Report along with Form A on financial results for the quarter and year ended 31st March, 2017 issued by statutory auditor B.H. Advani ,Chartered Accountants, enclosed here.


Kindly take the same on your records and oblige.

Thanking You

For, Mahasagar Travels Ltd.


A.G.PANDE
(Director)
Din: 00684673

Submission of Audited Financial Results for the period ended on 31st march-2017					
PARTICULARS	(Rs. In Lacs)				
	3 months ended on 01-01-2017 31-03-2017 AUDITED	3 months ended on 01-10-2016 31-12-2016 Un-AUDITED	3 months ended on 01-01-2016 31-03-16 AUDITED	year to date ended on 01-04-2016 31-03-2017 AUDITED	previous year ended on 01-04-2015 31.03.2016 AUDITED
1A Income from operations	1390.45	1406.63	1203.26	5376.77	4742.96
1B Other income	52.22	38.11	79.03	180.87	151.73
	1442.67	1444.74	1282.29	5557.64	4894.69
2 Expenditures					
a)increase/decrease in stock in trade &WIP	0.00	0.00	0.00	0.00	0.00
b)Consumption of raw material	655.04	642.51	530.44	2444.20	2090.80
c)Purchase of traded goods	0.00	0.00	0.00	0.00	0.00
d)Employee cost	20.09	25.04	32.53	104.68	110.21
e)Depreciation	83.89	80.35	58.90	306.09	252.78
f)Other expenditure	685.56	665.77	580.94	2678.92	2245.48
g)Total	1444.58	1413.67	1202.81	5533.89	4699.27
(Any item exceeding 10% of the total expenditure to be shown separately)					
3 Profit from Operations before other income, interest and Exceptional items (1-2)	(1.91)	31.07	79.48	23.75	195.42
4 Other income	0.00	0.00	0.00	0.00	0.00
5 Profit before interest & Exceptional items(3+4)	(1.91)	31.07	79.48	23.75	195.42
6 Interest	9.83	7.02	9.78	32.80	31.84
7 Profit after interest but before Exceptional items (5-6)	(11.74)	24.05	69.70	(9.05)	163.58
8 Exceptional items	0.00	0.00	0.00	0.00	0.00
9 Profit (+) / loss (-) from Ordinary Activities before tax (7+8)	(11.74)	24.05	69.70	(9.05)	163.58
10 Tax Expense	0.00	0.00	31.00	0.00	31.00
11 Net Profit (+)/ Loss (-) from Ordinary Activities ater Tax (9-10)	(11.74)	24.05	38.70	(9.05)	132.58
12 Extraordinary item (net of tax expense Rs.)	0.00	0.00	0.00	0.00	0.00
13 Net Profit (+)/ Loss (-) for the period (11-12)	(11.74)	24.05	38.70	(9.05)	132.58
14 Share of Profit / (Loss) of Associates	0.00	0.00	0.48	0.00	0.48
15 Net profit / Loss after taxes and share of Profit / (Loss) of associates.	(11.74)	24.05	39.18	(9.05)	133.06
16 Paid-up equity share capital					
Face value of the RS.10 Each	7863500	7863500	7863500.00	7863500	7863500.00
17 Reserve excluding Revaluation reserve as per balance sheet of previous accounting year	9.00	9.00	9.00	9.00	9.00
18 Earning per share (EPS)	(0.15)	0.31	0.50	(0.12)	1.69
a)Basic and Diluted EPS before Ex-ordi.Items					
b)Basic and Diluted EPS after Ex-ordi.Items					
19 Public shareholding number of shares	5487400.00	5487400.00	5487400	5487400.00	5487400.00
percentage of shareholding	69.78	69.78	69.78	69.78	69.78
20 Promoters and promoter group shareholding**					
a)Pledged/Encumbered					
-Number of shares	Nil	Nil	Nil	Nil	Nil
-Percentage of shares (as a %of the total shareholding of promoter and promoter group)	Nil	Nil	Nil	Nil	Nil
-Percentage of shares (as a %of the total the total share capital of the company)	Nil	Nil	Nil	Nil	Nil
b) Non-encumbered					
-Number of shares	2376100.00	2376100	2376100.00	2376100	2376100.00
-Percentage of shares (as a %of the total shareholding of promoter and promoter group)	100.00	100.00	100.00	100.00	100.00
-Percentage of shares (as a %of the total the total share capital of the company)	30.22	30.22	30.22	30.22	30.22
NOTES :					
1 figures have been re-grouped /rearranged where ever necessary.					
2 The figures for the quarter ended on March 31,2017 as reported in these financial results are the balancing figures between the audited figures and in respect of full financial year and the published year to date figures upto third quarter of the relevant financial year.					
3 The above Results have been Reviewed by the Audit Committee of Directors and subsequently approved by the Board of Directors at its meeting dated :29-05-2017					
4 The above results has been Reviewed by the statutory auditors of the company.					
5 Disclosure of investor's complaint :					
Pending at the begining of the quarter	Received during the quarter	Disposed off during the quarter	unresolved		
	0	0	0		
Date : 29-05-2017					
Place:Junagadh					
				For: Mahasagar Travels Ltd.	
				A.G. PANDE (Director)	
				DIN NO: 00684673	




Submission of Segment wise Revenue, Results and Capital Employed for the Quarter ended on 31Stmarch-17					
PARTICULARS	(Rs. In Lacs)				
	3 months ended on	3 months ended on	3 months ended on	year to date ended on	previous year ended on
	01-01-2017 31-03-2017 AUDITED	01-10-2016 31-12-2016 Un -AUDITED	01-01-2016 31-03-16 AUDITED	01-04-2016 31-03-2017 AUDITED	01-04-2015 31.03.2016 AUDITED
1 SEGMENT REVENUES					
(net sale/income from each segment should be disclosed under this head)					
(a)segment-TOURS & TRAVELS	762.56	781.50	725.44	3027.34	2731.54
(b)segment-PETROL PUMP	680.11	663.24	556.85	2530.30	2163.15
(c) segment-C	0.00	0.00	0.00	0.00	0.00
(d) segment..	0.00	0.00	0.00	0.00	0.00
(e) unallocated	0.00	0.00	0.00	0.00	0.00
Total	1442.67	1444.74	1282.29	5557.64	4894.69
less: inter segment Revenue	261.28	248.17	194.55	973.05	797.56
net sale income From operations	1181.39	1196.57	1087.74	4584.59	4097.13
2 Segment Results(Profit)(+)/loss (-)before tax and interest from Each segment)#					
(a)segment-TOURS & TRAVELS	(21.02)	16.26	69.93	(31.54)	171.79
(b)segment- PETROL PUMP	19.11	14.81	10.03	55.29	24.11
(c)segment-C	0.00	0.00	0.00	0.00	0.00
(d)segment..	0.00	0.00	0.00	0.00	0.00
(e)unillocated	0.00	0.00	0.00	0.00	0.00
Total	(1.91)	31.07	79.96	23.75	195.90
less: (1)interest	9.83	7.02	9.78	32.80	31.84
(2)Other un-allocable	0.00	0.00	31.00	0.00	31.00
Expenditure net off	0.00	0.00	0.00	0.00	0.00
(3) un-Allocable income	0.00	0.00	0.00	0.00	0.00
total profit After tax	(11.74)	24.05	39.18	(9.05)	133.06
3 Capital Employed					
(Segment assets-segment Liabilities)					
(a)Segment -TOURS & TRAVELS	556.59	528.73	536.94	556.59	536.94
(b)segment -PETROL PUMP	100.01	107.75	96.85	100.01	96.85
(c)segment-C	0.00	0.00	0.00	0.00	0.00
(d) segment ..	0.00	0.00	0.00	0.00	0.00
(e)unallocated	0.00	0.00	0.00	0.00	0.00
Total	656.60	636.48	633.79	656.60	633.79
NOTES :					
Date : 29-05-2017					
				For:Mahasagar Travels Ltd.	
				A.G. PANDE	
				(Director)	
				DIN NO : 00684673	

Submission of STANDALONE STATEMENT OF ASSETS AND LIABILITIES			
FOR THE YEAR ENDED ON MARCH-17			
PARTICULARS	FOR YEAR		AS AT THE YEAR
	ENDED ON	31-03-2017	
	(AUDITED)		2016 (AUDITED)
A EQUITY AND LIABILITIES			
1 SHARE HOLDER'S FUND			
A) Share Capital	786.35		786.35
B) Reserve and Surplus	(129.75)		(152.56)
C) Money received against Share Warrants	0.00		0.00
SUB- TOTAL -Share holders fund	656.60		633.79
2 Share application money pending allotment	0.00		0.00
3 Minority Interest *	0.00		0.00
4 Non Current Liabilities			
A) Long Term Borrowings	0.00		0.00
B) Deferred tax Liabilities (net)	0.00		0.00
C) Other Long Term -Liabilities	367.60		354.03
D)Long Term provisions	256.28		256.28
SUB- TOTAL -Non Current Liabilities	623.88		610.31
5 Current Liabilities			
A) Short Term Borrowings	76.75		87.00
B)Trade Payables	262.02		188.57
C)Other current Liabilities	465.35		355.02
D)Short Term Provisions	0.35		31.35
SUB- TOTAL -Current Liabilities	804.47		661.95
TOTAL EQUITY AND LIABILITIES	2084.95		1906.04
B ASSETS			
1 Non -Current Assets			
A) Fixed Assets	1331.10		1109.92
B) Goodwill on consolidation	0.00		0.00
C)Non -Current Investments	210.81		266.69
D)Deferred Tax assets (net)	0.00		0.00
E)Long Term Loans and Advances	0.00		0.00
F) Other non Current Assets	229.91		209.72
SUB- TOTAL -Non Current Assets	1771.82		1586.33
2 Current Assets			
A) Current Investments			0.00
B)Inventories	26.93		22.51
C)Trade Receivables	213.51		244.50
D) Cash and Cash Equivalents	56.05		39.57
E)Short Term Loans and Advances	16.64		13.14
F)Other Current Assets	0.00		0.00
SUB- TOTAL -Current Assets	313.13		319.71
TOTAL ASSETS	2084.95		1906.04

Date :29-05-2017
Place :Junagadh



For, Mahasagar Travels Ltd


A.G. PANDE
(Director)
DIN:00684673